
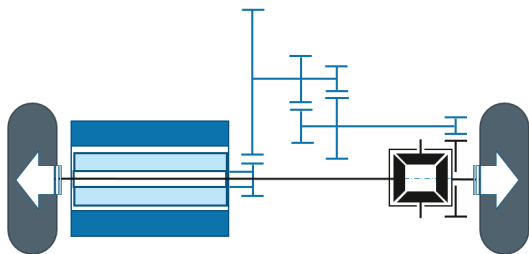


## 2-speed-AMT layshaft COAXIAL




Number of speeds	2
Axis configuration	Coaxial
Transmission type	Layshaft
Shifting system	Electric dog clutch (located between planetary & differential unit)
E-machine configuration	Single or dual
Differential unit	Open diff 2 or 4 planets
Lubrication	Active lubrication (with bi-directional mechanical oil pump or electric oil pump)
Potential vehicle layout	P4 transversal (gearbox output shaft coincident with propulsion shaft axle) P4 longitudinal (gearbox output shaft perpendicular to propulsion shaft axle)

## FEATURES

## TECHNICAL SPECS

Gear ratio(s)	1 <sup>st</sup> ratio up to 15:1 - 2 <sup>nd</sup> ratio from 1:1 to 10:1
Input torque range	[200-600] Nm
Output torque range	[3000-9000] Nm
Shifting time	[0.2-0.4] sec
Packaging	Length 313 mm / Width 325 mm



## PACKAGING

